

WHAT DOES THE REPORT FORM LOOK LIKE?

WHICH INFORMATION SHOULD I ENTER?

WHICH INFORMATION CAN I ENTER?

www.signaal.info

You can reach the report form after log-in
by clicking on the homepage of
www.signaal.info on
SIGNAAL NOTIFICATION FORM.



SIGNAAL NOTIFICATION FORM

Through this web form you can submit your identified cases which might have new links between health problems and exposure at work.

Request here [an account to register yourself.](#)

You enter **SIGNAAL**. If you are logged-in your personal data are already on the first part of the form with the title: **Personal data reporting physician**

Reporter identification	<p><i>This online form is aimed at reporting by (occupational) physicians. In case it is necessary to contact you as a reporter, please provide us with a telephone number and e-mail address.</i></p> <p>Initials or first name * <input type="text" value="Annet"/></p> <p>Insertion <input type="text"/></p> <p>Last name * <input type="text" value="Lenderink"/></p> <p>Country * <input type="text"/></p> <p>Medical specialism * <input type="text"/></p> <p>Organization / Affiliation <input type="text" value="AMC, Coronel instituut"/> <i>You can add the address of your organization / affiliation.</i></p> <p>Department <input type="text" value="NCvB"/></p> <p>Telephone number * <input type="text" value="020-0000000"/></p> <p>E-mail * <input type="text" value="a.f.lenderink@amc.nl"/></p>
About the worker or workers involved	
Information on health problem	
Information on work and exposure	
Considerations on your report	
Follow-up	
Summary	
Occupational Health Specialist	

In the left navigation panel you find different parts of the report form. The first part is on the worker or workers involved in the report.





The questions marked with * are compulsory.

Create Signaal report

Through this web form you can report any suspicions on new health risks caused by work factors. Your report will be reviewed by the occupational health specialists and you will always be informed about the outcome.

* obligatory fields

Reporter identification	
About the worker or workers involved	<p><i>You can report data on possible new combinations of health problems, exposure and work situation.</i></p> <p><i>Your report may be with regard to a single person, however you can also report health problems that concern more than one person in this template.</i></p>
Information on health problem	
Information on work and exposure	
Considerations on your report	
Follow-up	
Summary	
Occupational Health Specialist	

1. Are there several workers involved? *	<input type="radio"/> Yes <input type="radio"/> No	
2. If yes, do these workers come from the same work place?	<input type="radio"/> N/A <input type="radio"/> Yes <input type="radio"/> No	
3. Gender of worker or workers involved *	<input type="radio"/> Male <input type="radio"/> Female <input type="radio"/> Both	
4. Age(s) of worker(s) involved *	<input type="text"/>	

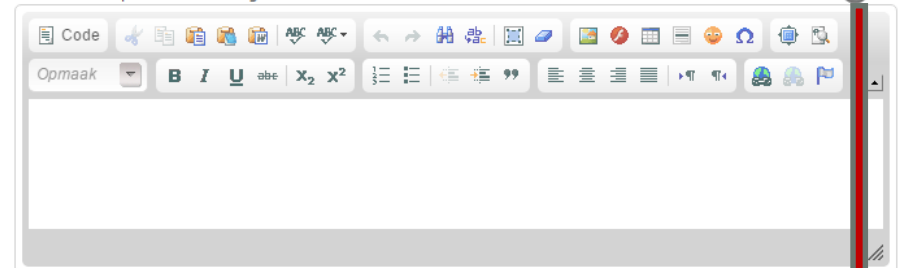
Underneath you find a part called **Information on the disease** with a required text block on the health problem and the diagnosis and two fields in which you can enter information about other possible relevant symptoms and already conducted diagnostic tests with their results. Many text fields can be typed, but also copy-pasted

For further explanation of the question, you can go over the white *i* in grey circle with your mouse to reveal the tip tool.

Information on health problem
Information on work and exposure
Considerations on your report
Follow-up
Summary
Occupational Health Specialist

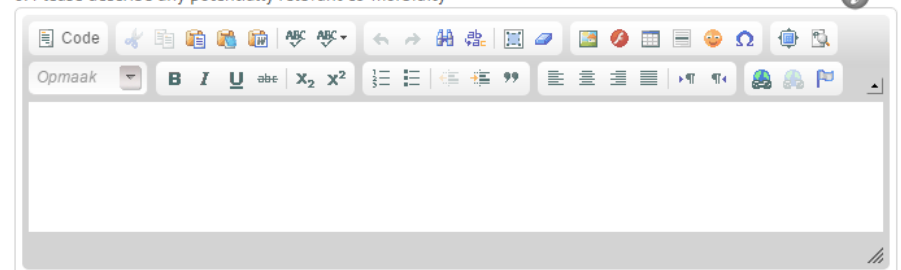
If your report concerns more than one worker, describe the information for each individual, using some form of number of letter coding.

5. The health problem and diagnosis *



[Switch to plain text editor](#)

6. Please describe any potentially relevant co-morbidity



[Switch to plain text editor](#)

7. Please describe which diagnostic steps have already been taken and if possible state any relevant results

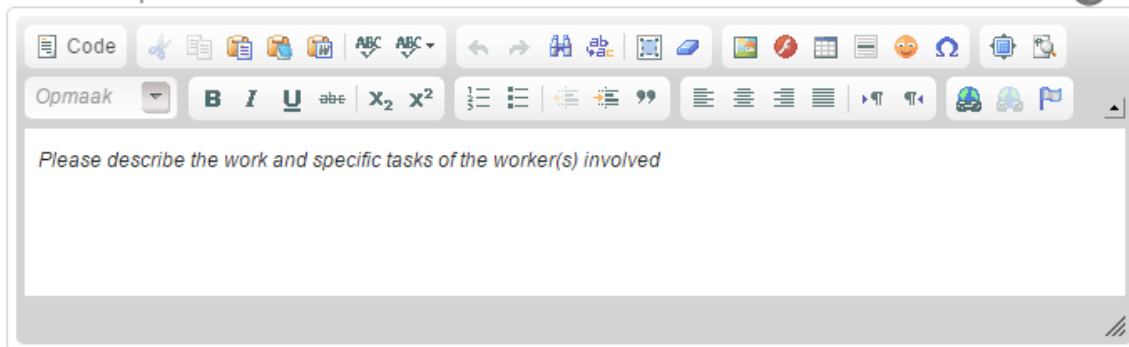


Underneath you enter the part **Information on work and exposure with** required text fields on professional and work tasks and the specific exposure that you think is the cause of health problems. You find some information on the information that is important among the questions and in the tool tip. Again, a lot of text can be typed or copy-pasted into fields.

Reporter identification
About the worker or workers involved
Information on health problem
Information on work and exposure
Considerations on your report
Follow-up
Summary
Occupational Health Specialist

Add as much text as necessary. If the information concerns more than one person, describe for each person separately if useful.

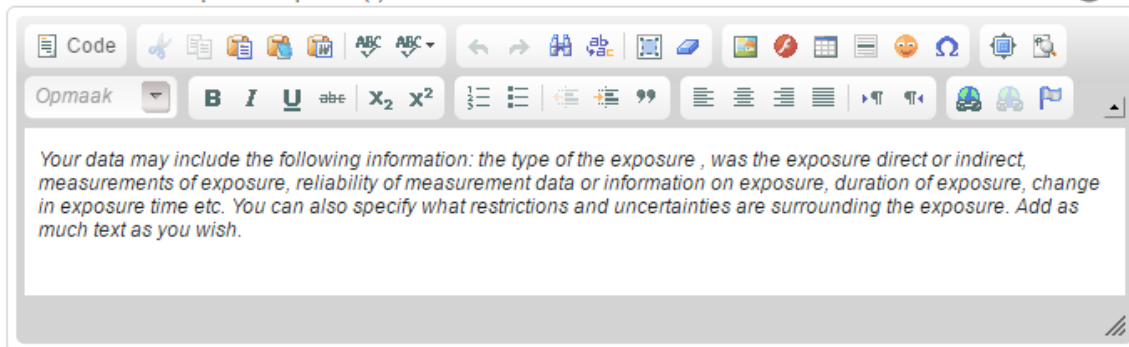
8. Work and specific work tasks *



Please describe the work and specific tasks of the worker(s) involved

[Switch to plain text editor](#)

9. Please describe specific exposure(s) relevant to the case *

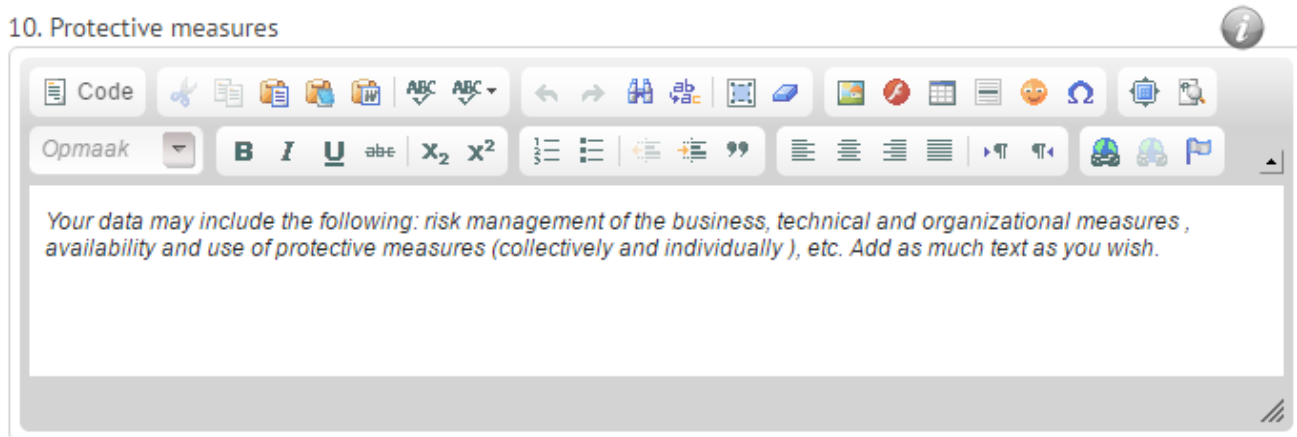


Your data may include the following information: the type of the exposure, was the exposure direct or indirect, measurements of exposure, reliability of measurement data or information on exposure, duration of exposure, change in exposure time etc. You can also specify what restrictions and uncertainties are surrounding the exposure. Add as much text as you wish.

[Switch to plain text editor](#)

In the second part of this part on **Information on work and exposure** are two non-compulsory questions. These are about protective measures and possible other relevant exposure. You can enter additional information here, but you can also leave these questions open. Among the questions and the tool tip describes the information that is important here. Again, a lot of text can be typed or copy-pasted into the fields.

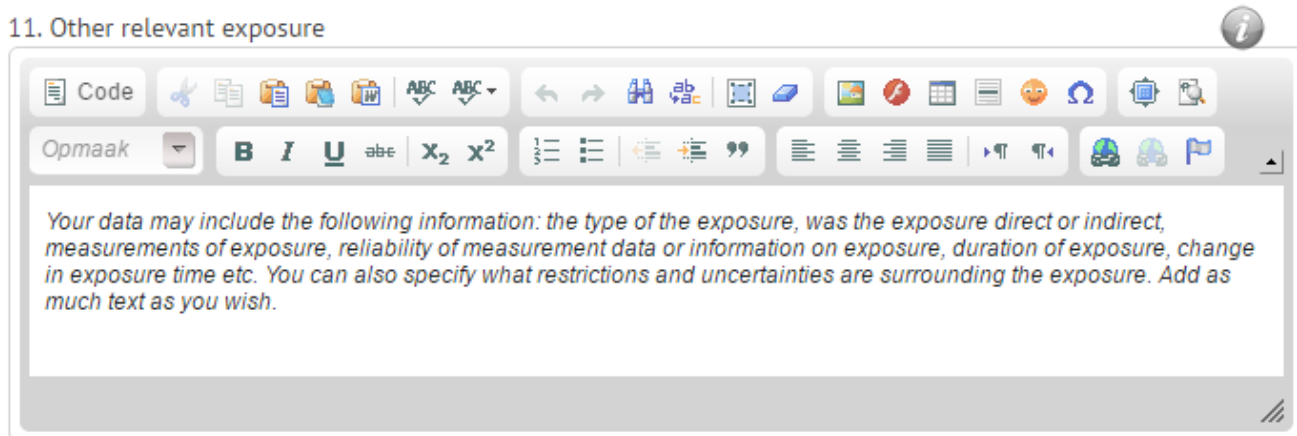
10. Protective measures



The screenshot shows a rich text editor interface. At the top, there is a toolbar with various icons for text editing, including bold, italic, underline, and list creation. Below the toolbar is a text area containing the following text: *Your data may include the following: risk management of the business, technical and organizational measures, availability and use of protective measures (collectively and individually), etc. Add as much text as you wish.*

[Switch to plain text editor](#)

11. Other relevant exposure



The screenshot shows a rich text editor interface. At the top, there is a toolbar with various icons for text editing, including bold, italic, underline, and list creation. Below the toolbar is a text area containing the following text: *Your data may include the following information: the type of the exposure, was the exposure direct or indirect, measurements of exposure, reliability of measurement data or information on exposure, duration of exposure, change in exposure time etc. You can also specify what restrictions and uncertainties are surrounding the exposure. Add as much text as you wish.*


[Switch to plain text editor](#)

Then you will find a block **Considerations**. Please indicate why you consider the health problems and exposure might be related. If you have supporting evidence, for example from the literature, you can add the name of your sources or add a review.

Create Signaal report

Through this web form you can report any suspicions on new health risks caused by work factors. Your report will be reviewed by the occupational health specialists and you will always be informed about the outcome.

* obligatory fields

Reporter identification	<p>12. Please specify your considerations on work-relatedness and any final conclusion.</p> <div data-bbox="513 762 1879 1172"><p><i>You can consider the sequence in time, the occurrence of other or previous cases (colleagues or in the past), evidence that you have found in the literature (please mention source), opinions of others (experts, colleagues) your own intuition etc.</i></p></div>
About the worker or workers involved	
Information on health problem	
Information on work and exposure	
Considerations on your report	
Follow-up	
Summary	
Occupational Health Specialist	


[Switch to plain text editor](#)

Then you will find a block **Follow-up**. In the box underneath, you can describe what you have already done in this particular case (measures, advice, etc.)

Create Signaal report

Through this web form you can report any suspicions on new health risks caused by work factors. Your report will be reviewed by the occupational health specialists and you will always be informed about the outcome.

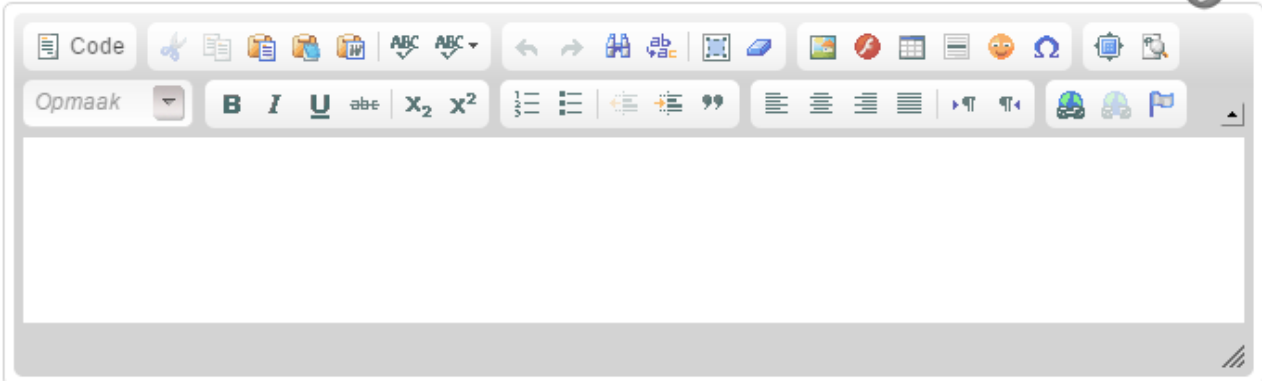
* obligatory fields

Reporter identification	
About the worker or workers involved	
Information on health problem	
Information on work and exposure	
Considerations on your report	
Follow-up	<div data-bbox="479 749 884 783">13. Actions, measures and advice i</div> <div data-bbox="483 785 1854 1199"><p><i>Please describe what actions, measures were already taken in connection with this case.</i></p></div> <div data-bbox="479 1206 801 1235">Switch to plain text editor</div>
Summary	

Finally you will find the **Summary** part. Here are three compulsory fields with a brief description of illness, work setting and specific exposure. Underneath you can make a short summary of the report, but this is not mandatory.

If you completed the form you can print it before submitting. Upon submitting you get the message your report is sent.

* obligatory fields

Reporter identification		
About the worker or workers involved		
Information on health problem	15. Disease (diagnosis) *	<input type="text"/>
Information on work and exposure	16. Work situation *	<input type="text"/>
Considerations on your report	17. Specific exposure *	<input type="text"/>
Follow-up		
Summary	18. Short summary by reporting physician	<div data-bbox="523 996 1792 1373"></div>
Occupational Health Specialist		

[Switch to plain text editor](#)